

taco 990

Automotive Equipment



Wheel
Aligner

4 Hi-Q cameras
Operating light indicators

Column-integrated
lift with target automatic
tracking function

Ergonomic shelf
with additional **USB ports**

Presetting for additional
monitor or A4 printer

Presetting for **trolley**

Technology at your service: simple, quick, accurate.



**The wheel aligner and pre-check
for cars and light-duty vehicles with 4 cameras**



Teco 990 is the new wheel aligner with passive targets and 4 high-resolution digital cameras, to ensure measurement maximum precision and accuracy.

The automation of wheel alignment operations and the extreme reliability of components enhance its productivity. Premium PC with the latest Windows Professional operating system, **new software** including a complete database with multi-brand technical specifications are part of the rich standard equipment.

With these features, **Teco 990** stands as an industry benchmark and a safe investment for wheel alignment professionals.

NEW TECO TOP SOFTWARE, FOR THE WHEEL ALIGNMENT PROFESSIONAL

New modern and professional graphic interface specifically developed for the wheel alignment specialist. Rich with new features, such as the lower progress bar, the convenient vertical pop-up selection menu, and enhanced data visibility in the operating area. It also features useful quick selection icons for the most common functions and simple wizards with clear instructions for less experienced operators.

The procedure is fully customisable with an always up-to-date and comprehensive database.

DATABASE SELECTION

International Database including more than 84,000 cars and light-duty vehicles, divided by markets, with integrated search bar. The simplified "SMART" selection helps the operator speed up vehicle identification.



ROC – RUNOUT COMPENSATION

Quick selection of the desired type of compensation. The new optimised "ROC SMART" procedure is also available.



STEERING

USER FRIENDLY procedure with option to select a suitable steering angle (at 10° or 20°) during the operation. Maximum available steering (as an option).





CHASSIS STATUS

Chassis status with live indications, for a complete check of the vehicle.



DYNAMIC DATA SUMMARY

Complete page with live graphics for a quick check of the geometric status of the vehicle, compared to the adjustment ranges provided by the manufacturers.



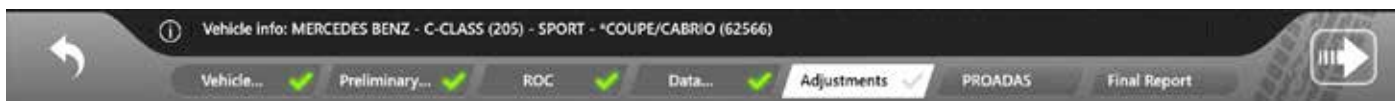
ADJUSTMENT PAGES

Clear, easy and user-friendly graphics. The vertical pop-up menu allows recalling the secondary procedures.



PROGRESSION BAR

It allows keeping track of the procedure progress. It shows the steps done, the current step and the steps left to the end of the adjustment.



ZOOM

To enlarge the displaying of the angle you are working on, it proves useful when the adjustment is carried out away from the monitor.



ERGONOMIC WORK SURFACE

The design is completed by the ergonomic work surface with additional USB ports and the presetting for an additional monitor or A4 printer (optional).



CLAMP ON TYRE

WITH HIGH-RESOLUTION LIGHT TARGET

It can be detached from the bracket and is compatible with all Teco brackets.
Front infra-red filter for high immunity to sunlight reflections.
Suitable for difficult working conditions.



DRIVE ON ASSISTANT

The assistant guiding you in getting on the lift

Driver assistance for safe manoeuvring in the workshop without the help of assistant or mirrors.

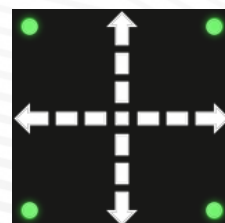


HIGH QUALITY CAMERAS

Equipped with latest generation high-resolution **4 HI-Q cameras** for artificial vision. Optimised low distortion lenses with anti-reflection nano coating and integrated filter to eliminate sunlight reflections.
Bright operating indications thanks to the integrated synoptic panel.



The integrated synoptic panel **with light indications** allows the operator to check the target hooking status and guides him/her through the various operational steps. During compensation and steering procedures, illuminated arrows provide clear information about the current procedure.





MEASUREMENT "IN DIFFERENCE"

Each acquisition is differentially processed by two consecutive images to eliminate measurement problems in critical sunlight conditions or in the presence of light reflections

NEW COLUMN-INTEGRATED LIFT WITH INTEGRATED SAFETY SYSTEM

Supplied as standard, positioning precision reaches extreme levels.

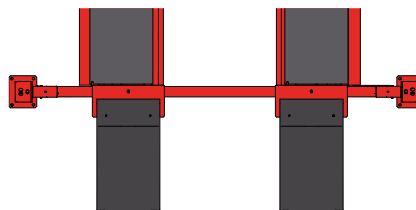
The lift allows the operator to work from the pit to a height of more than 2 metres by pressing a key on the keyboard. Fast and easy to use.

By combining the **automatic target level tracking function** (Autotracking - optional), the measuring beam automatically moves to the correct working height, saving the operator time during work procedures.

REDUCED INSTALLATION SPACE

Its compact design makes it suitable to installations in small rooms and to installations with 4-column lifts.

Compatible with pits and scissor lifts, 4-column and parallelogram lift installations.



CONFIGURATION

- Column complete with cabinet
- Measuring beam with 4 high-resolution digital cameras
- Column-integrated lift
- PC Premium with Windows Professional operating system
- Multi-brand database with more than 84,000 vehicles and vans
- New TECO TOP wheel alignment software
- LCD monitor (*)
- Colour inkjet printer (*)
- Different types of brackets (*)
- Pre-set for: Cal One-Touch, Aligner OnLine

(*) To be selected from the optional accessories catalogue.

WHEEL ALIGNER COMPATIBLE WITH PROADAS

The wheel aligner is compatible with the new PROADAS universal system used for the **calibration of driver assistance systems** on new-generation vehicles.

Using the wheel aligner cameras, the system for calibrating the camera and radar on board the vehicle **can be aligned precisely and quickly**. Manufacturers recommend calibrating ADAS systems after aligning the vehicle. For further information, visit the PROADAS product sections on our website.



RECOMMENDED ACCESSORIES



CLAMPONTYRE QUICK BRACKET

Fastening to the wheel: no contact with the rim.

Quick: quick mounting and demounting.

Self-centring: the central pin is always aligned with wheel centre.

Runout: suitable for push compensation procedure.

Lightweight and ergonomic: the innovative design and low weight make it easy to handle and operate.

Range: wheel diameter from 19" to 32".



MULTI-PURPOSE TROLLEY

Wheeled bracket holder for ClampOnTyre and relevant additional jaws.



BRACKET HOLDER SET

Bracket holder for ClampOnTyre and relevant additional jaws.

Wall mounting.



XL EXTENSION SET

For wheel diameters from 32 to 39".

It can be used with ClampOnTyre brackets.



VAN EXTENSION SET

To be used on vans.

It can be used with ClampOnTyre brackets.




DRIVER ASSISTANCE KIT

Assistant for vehicle positioning on the lift.



ALIGNER TROLLEY

To use the wheel aligner in different alignment bays or in drive thru mode.



TURNTABLES

Available in different types.



27"-32" LCD MONITOR



A4 INKJET PRINTER



PRINTER SUPPORT

Required when ordering the printer.



NEXREMOTE

Tablet for graphic interface remoting or as an additional screen; it can also be used to show vehicle condition to the customer in real time.



ALIGNER ONLINE

10-credit card

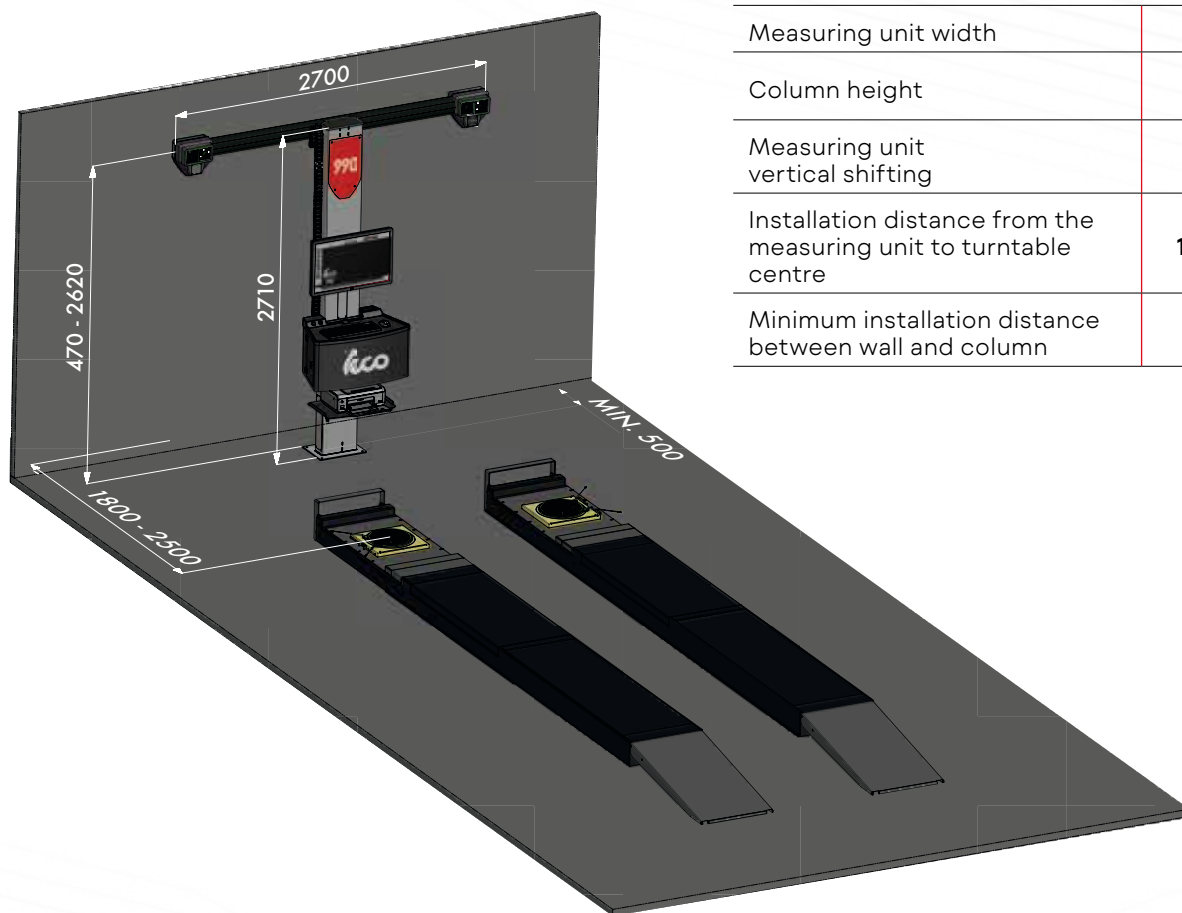


CARRYING CASE WITH KIT FOR CALIBRATION AND CALIBRATION CHECK

Wheel Aligner

INSTALLATION AREA

| | |
|---|----------------------------------|
| Measuring unit width | 2700 mm |
| Column height | 2710 mm (without trolley) |
| Measuring unit vertical shifting | 470-2620 mm (without trolley) |
| Installation distance from the measuring unit to turntable centre | 1800 - 2500 mm |
| Minimum installation distance between wall and column | 500 mm |



TECHNICAL DATA

MEASURING RANGES

| | |
|-----------------------------------|----------------|
| Total toe | $\pm 20^\circ$ |
| Semi-toe | $\pm 10^\circ$ |
| Camber | $\pm 10^\circ$ |
| Caster | $\pm 30^\circ$ |
| Kingpin | $\pm 30^\circ$ |
| Thrust angle | $\pm 10^\circ$ |
| Steering difference at 20° | $\pm 10^\circ$ |

POWER SUPPLY

| | |
|------------------------|-------------------------------|
| Power supply voltage | 115/230 Vac - 50/60 Hz - 1 Ph |
| Absorbed power | 500 W |
| Central unit (cabinet) | 35 kg |
| Camera head | 40 kg |
| Column | 125 kg |

The manufacturer reserves the right to modify the features of its products at any time.

Cod. DPTC000395C_06_2025