

950

Automotive Equipment



Wheel Balancers



**Advanced touch-screen
wheel balancer for truck wheels**

Tyre Changers | Wheel Balancers | Wheel Aligners | Lifts | Complementary Equipment

TOUCHSCREEN

Large 22" touch-screen monitor with intuitive graphical user interface, for simplifying and speeding up program selection and balancing operations.



WHEEL DIMENSION


New detector with automatic selection of balancing programs and automatic insertion of distance and **30"** diameter.

Integrated in the measuring arm is the new **Laser X pointer** that guides the operator in the selection of the alloy rim internal planes without errors and with excellent visibility.



NEXT-GENERATION SPIN AND MEASURING SYSTEM

Low-speed balancing cycle to reduce spin times, minimise any risks related to moving parts and save energy. It is suitable for all wheel types of heavy-duty, light, off-road and car vehicles, **ensuring precision and reliability.**



WIDE WEIGHT TRAY AND MULTIFUNCTION BUTTON

Rotational weight tray with multiple compartments to efficiently organise counterweights and tools.

The tray features a **multifunction button** to **facilitate the quick selection** of work programs, **improving the efficiency of operations.**





DPA AND ELECTROMAGNETIC BRAKE

The Direct Positioning (**DPA**) function automatically sets the wheel in the correct balancing position at the end of the spin cycle, eliminating intermediate stops.


The **electromagnetic brake** simplifies the cleaning and application of the counterweights, making the mounting and demounting of the wheel **more efficient and less tiring**.



APPLICATION OF ADHESIVE COUNTERWEIGHTS

Adhesive counterweights can be applied in three different ways, depending on your preference:

- Ergonomically at **5 o'clock** using the new Laser Line System pointer.
- Manually at **6 o'clock**.
- Manually at **12 o'clock**, following the traditional method



TS SONAR (Optional)

The TS sonar sensor automatically measures the wheel width without contact.

No manual entry by the operator is required.



INTEGRATED LED ILLUMINATOR

The **LED illuminator** improves visibility of the work area to **facilitate rim cleaning** and the **application of counterweights**.



SPACE SAVING WHEEL GUARD

designed to allow the positioning along the wall, it also permits to hold wheels up to **52"** (1.321 mm) maximum diameter

INCLINED FRONT PART

to improve operator access to the inside of the rim



INTEGRATED WHEEL LIFTING SYSTEM

Integrated low-profile pneumatic lifting system, manually operated without pedals. It easily lifts **wheels of up to 300 kg**, ensuring perfect centring. **Ergonomic, robust and fast.**



WEIGHT RIGHT +

Special collection of useful programs that optimise the positioning of balancing counterweights, guaranteeing accurate results with

less material usage and improving service efficiency. The ideal solution for a **faster**, cheaper and **more sustainable balancing service**.



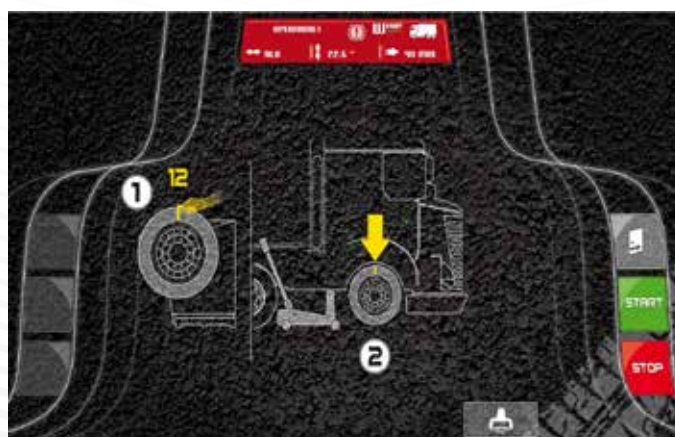
ADVANCED DIAGNOSIS

The **Teco950** wheel balancer, when equipped with **optional SONAR sensors**, can also be used as an **advanced diagnostic tool**. With its three diagnostic programs, it is able to identify and even resolve geometric wheel defects, eliminating vibrations that cannot be corrected in traditional balancing.

WHEEL ECCENTRICITY & BEST FIT

The Radial Runout Sensor-Wheel (**RRS-W**) automatically detects the radial eccentricity of the wheel. The **BESTFIT** software uses this data to display the point of greatest deviation on the screen, thus facilitating optimal positioning on the vehicle hub.

The Lateral Runout Sensor-Wheel (**LRS-W**) measures the lateral eccentricity of the tyre to ensure perfect alignment.




FAST MATCHING

The **FAST MATCHING** function automatically calculates the **optimal match-mounting between rim and tyre**, improving vibration reduction, increasing safety and prolonging tyre life.

The **RRS-W** and **RRS-R** diagnostic kits are required to activate this function.



RRS-W



RRS-R



SPECIAL FUNCTIONS AND PROGRAMS

Wide range of programs for an easy and immediate use of the machine, including:

- **7 balancing programs** for alloy rims for truck and car wheels, Dynamic, Static, Hidden weight
- **2 working environments**
- **Multi-operator**
- **Imbalance optimisation** (Opt Flash)
- **AWC**
- **Software update** via USB.



DOTATION



RECOMMENDED ACCESSORIES




8-21100275_GTR40 EVO

Premium steel quick nut \varnothing 40x4 mm (for MO).



8-21101402_ACCESSORY RACK

Handy accessory holder support.



8-21100269_ART40 EVO

Premium Heavy-Duty adaptor Kit (10-8-6 hole).



8-21100293/90_TS SONAR

TS sonar width sensor



8-21100268_KCT40 EVO

Heavy-Duty cone Kit.



8-21900191_ARU40

Kit for car wheels with central hole \varnothing 42÷156 mm (1.65"÷6.14")




8-21100141_DX_CBF

DX/CBF Centring accessory for van and off-road wheels with central hole with \varnothing 117÷173 mm



8-21100270_ARV40

Premium Medium&Light adaptor kit for commercial vehicle (6-hole).



8-21100300/90_RRS-W

Radial Runout Sonar Wheel for the measurement of the tire's radial eccentricity



8-21100301_RRS-R

Radial Runout Sonar Rim for measuring the wheel rim's radial eccentricity

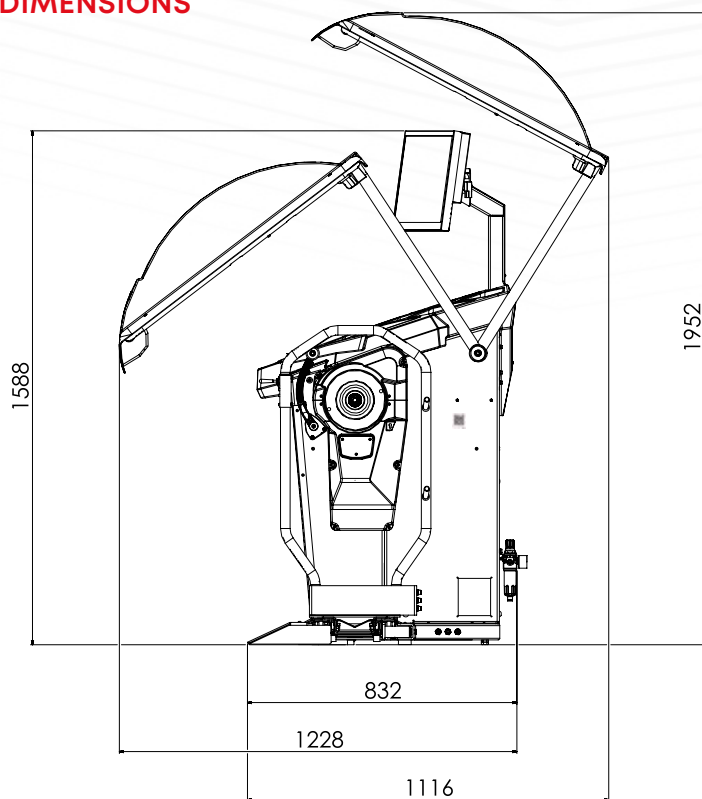
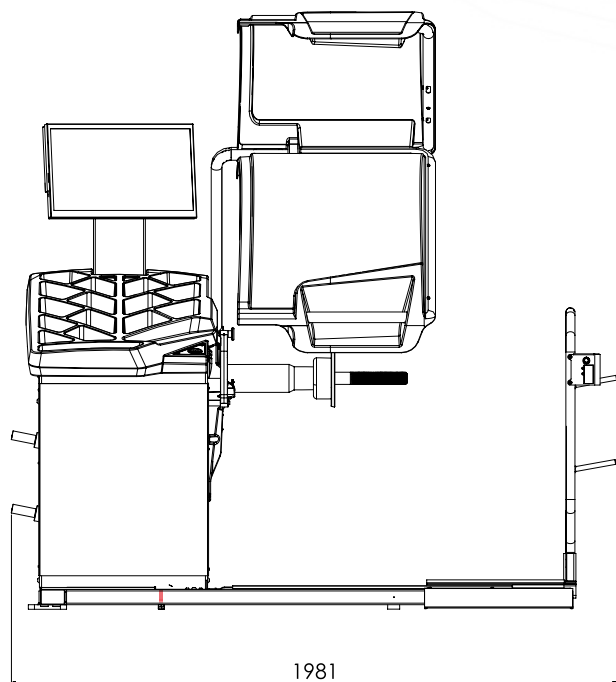


8-21100302_LRS-W

Lateral Runout Sonar Wheel for measuring the lateral eccentricity of the tire sidewall.

Wheel Balanceers

DIMENSIONS



TECHNICAL DATA

Power supply	200 ÷ 230V / 1Ph / 50 ÷ 60Hz - 100 ÷ 115V / 1Ph / 50 ÷ 60Hz
Total power absorption	400 W
Balancing speed	100 rpm car / 80 rpm truck
Shaft diameter	40 mm (1,57")
Supply pressure	8 ÷ 12 bar (120 ÷ 165 psi)
Average measurement time	8 ÷ 16 s
Balancing precision	1 g car / 10 g truck
Settable rim width	1,5" ÷ 20" / 40 ÷ 510 mm
Settable rim diameter	10" ÷ 30" / 265 ÷ 765 mm
Maximum wheel weight (8 bar)	300 kg (660 lb)
Maximum wheel diameter	52" / 1321 mm
Machine weight	260 kg (573 lb)

The manufacturer reserves the right to modify the features of its products at any time.

Cod. DPTC000561_03_2025